

© David Broughton 2009  
www.sirlampsalot.com

Introduction to Flatwick Burners

1860

1870

1880

1890

1900

**Prong/Gallery**

- most popular, regular slip chimneys,
- three sizes (0,1,2)
- Blackman-1868
- Fireside-1873
- mid-1870's to now, 100's of makers, varieties, gadgets



**Collins & similar**

- first regular slip chimneys, can use same chimneys as prong burners
- 1865 - 1880
- variants - New Calcium Light, Comet, Wilmot, etc. c.1870



**Later Coronet**

- uses lip chimneys in 4 sizes (0,1,2,3 - size 3 rare)
- usually has Marcy hinge and set screw or wire clip
- 1870's to 1925+
- Miller most common, Scoville, Waterbury



**Early Coronet**

- uses early lip chimneys in 4 sizes (0,1,2,3 - size 3 rare)
- earliest have brass spring, later a set screw
- Jones - 1858 - 1860's
- Holmes, Booth & Haydn
- Miller - to 1925



Acknowledgements –  
Kerry Bachler and Keith Dill

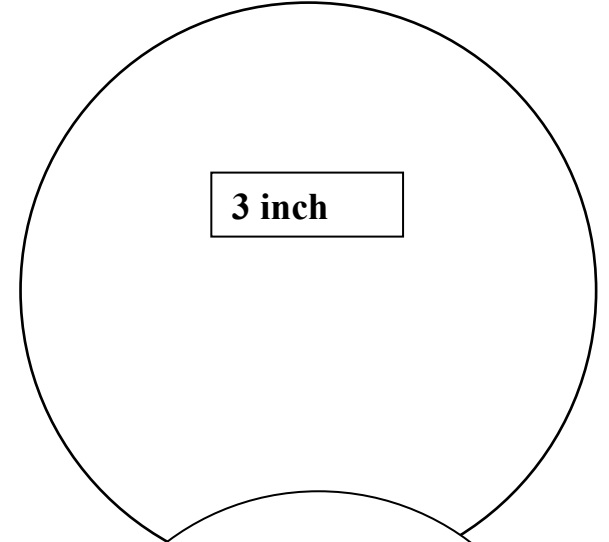
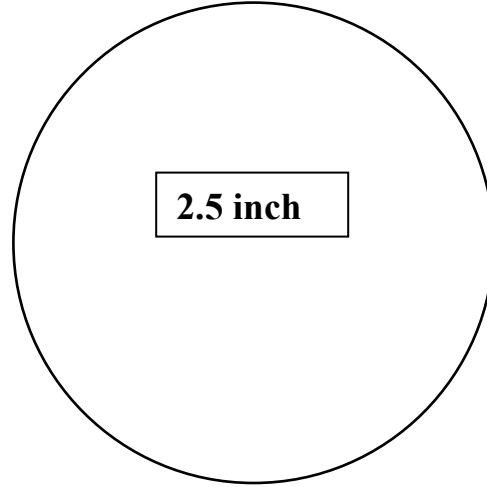
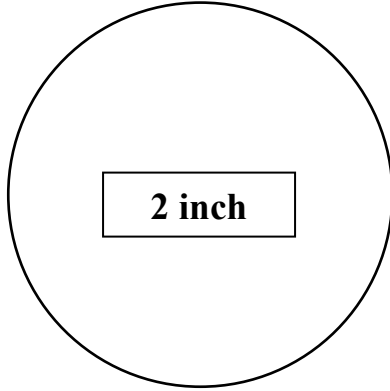
# Chimney Sizes

**0**

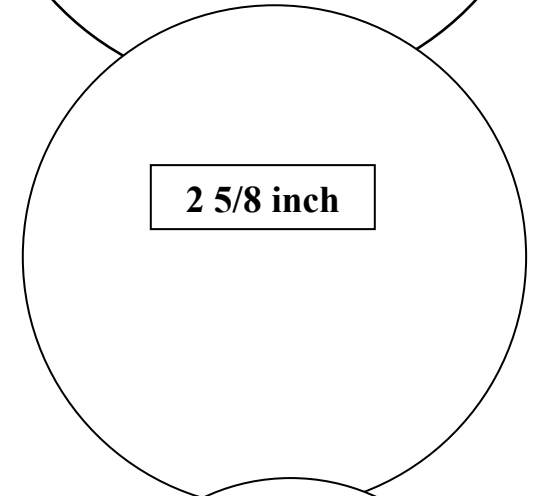
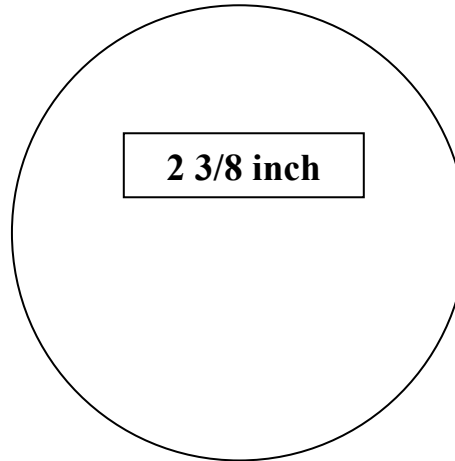
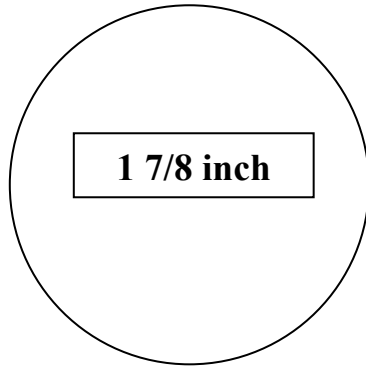
**1**

**2**

**Slip**  
(Prong  
& Collins)



**Later Lip**  
(ex: Miller)



**Early Lip**  
(ex: Jones)

